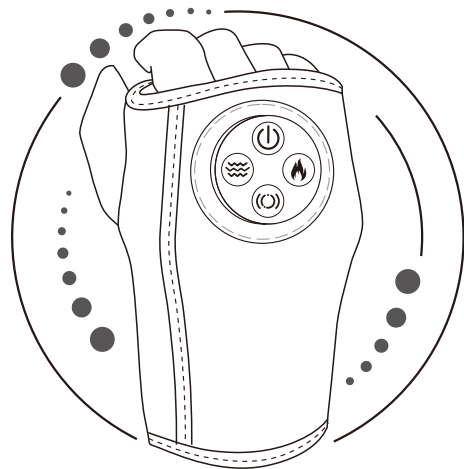


WRIST MASSAGER

heating / air pressure / vibration



operation instruction and user manual

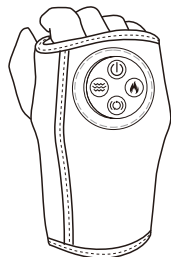
PRODUCT INSTRUCTION AND FUNCTION:

- ①The 5V2A USB connected is plugged in with power bank or 5V2A adapter or DC 5V2A in car.as product work required voltage is very low, so very safety.
- ②It's easy to carry, worry-free when going out, and you can enjoy multi-part massage anytime and anywhere.
- ③product surface is good looking and fashion, leading trend.
- ④Red wavelength 650nm effectively alleviate discomfort, and both traditional and modern science technology multi-functional massage
- ⑤Maxium rated power 8W and Long service life of the product.

USE PRODUCT METHOD

1、pre-use preparation

(1)take it out



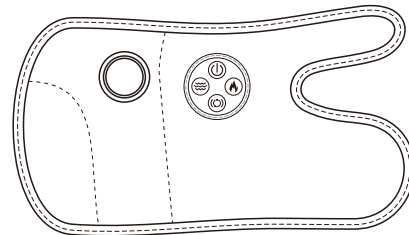
(2)connect battery bank or adaptor,
press the power key 2 sec



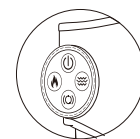
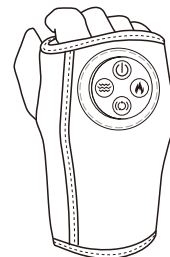
Real Strong battery bank 5V2A support

2.operation instruction (below picture)

(1) open magic sticker,bundle it to comfortable



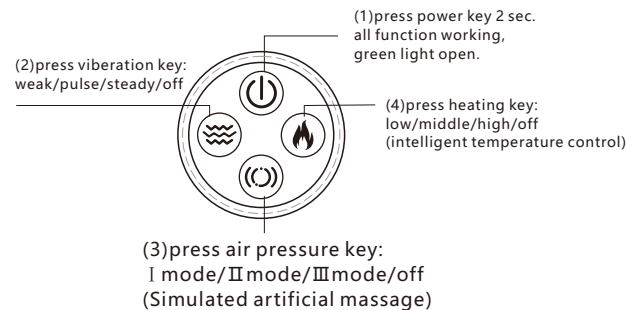
(2)use magic tape adjust right position



right position:
controller on top half,
battery bank pocket on lower half.

- (3)press power key 2 sec.allfunction working,green light open
- (4)press heating key:low/middle/high/off
(light color:green/blue/red)
- (5)press air pressure key: I mode/Imode/Imode/off
(light color:green/blue/red)
- (6)press vibration:weak/pulse/steady/off
(light color:green/blue/red)
- (7)automatic off when continuous working 15 minutes

3、controller instruction



(4)A heating chip and vibrating motor are built into the bottom of the foot

4、precautions!

- (1)Be careful to use the M i ddle / highest heating for longerperiods oftime to avoid burning skin.
- (2)In order to prolong the service life of the product and avoid long-term unlimited use, it is recommended to use the product no more than three times a day for 15 minutes each time.
- (3)prohibited use product when sleeping
- (4)can wipe surface of product,prohibited into waterto clea

5.disable crowds:

- (1) skin with thermal allergies
- (2)unable take care of themselves
- (3)doctor warning